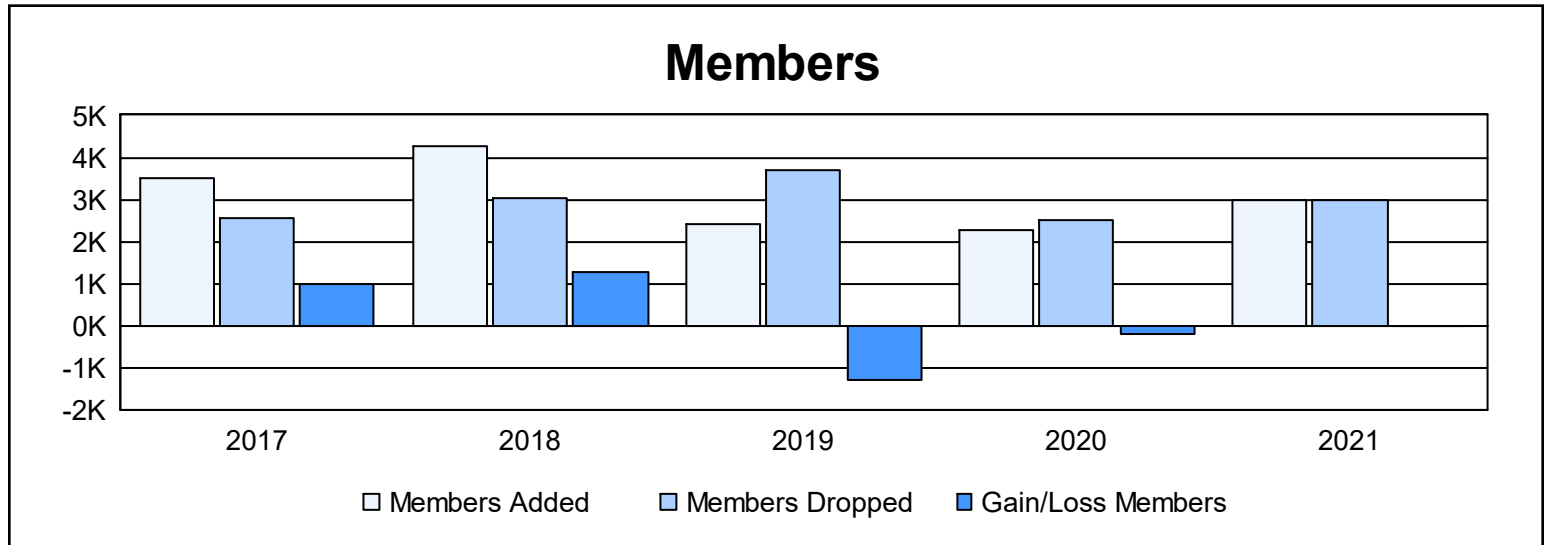
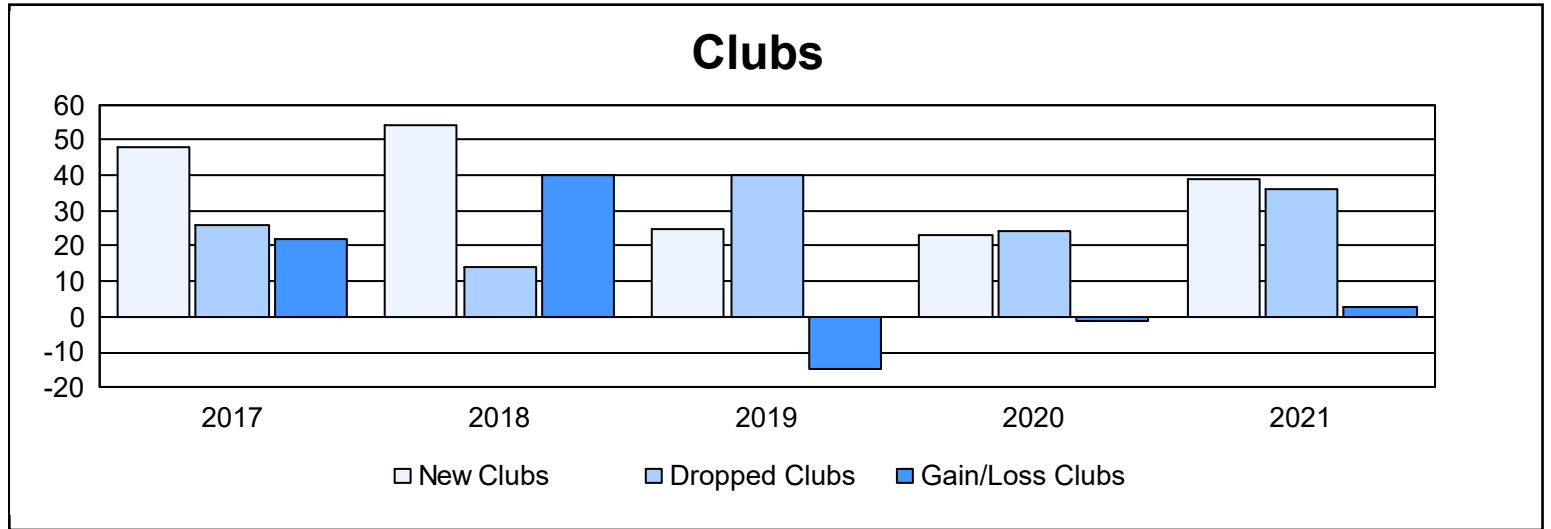
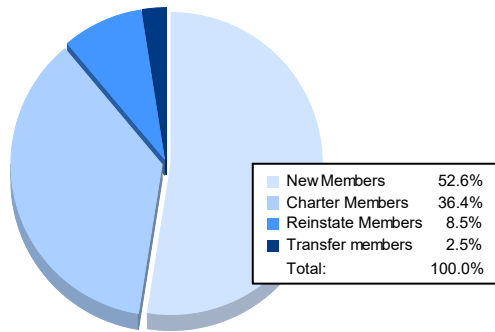


Year	New Clubs	Dropped Clubs	Gain/ Loss Clubs	New Members	Charter Members	Reinstate Members	Transfer Members	Total Member Added	Total Members Dropped	Gain/ Loss Members
2016-2017	48	26	22	1,886	1,267	287	60	3,500	2,537	963
2017-2018	54	14	40	2,394	1,431	369	66	4,260	3,012	1,248
2018-2019	25	40	-15	1,121	791	422	79	2,413	3,704	-1,291
2019-2020	23	24	-1	1,393	652	191	44	2,280	2,502	-222
2020-2021	39	36	3	1,574	1,088	255	75	2,992	2,986	6
<b>Average</b>	<b>38</b>	<b>28</b>	<b>10</b>	<b>1,674</b>	<b>1,046</b>	<b>305</b>	<b>65</b>	<b>3,089</b>	<b>2,948</b>	<b>141</b>



### Membership Composition June 2021 Cumulative



### Gender Composition June 2021 Cumulative

